

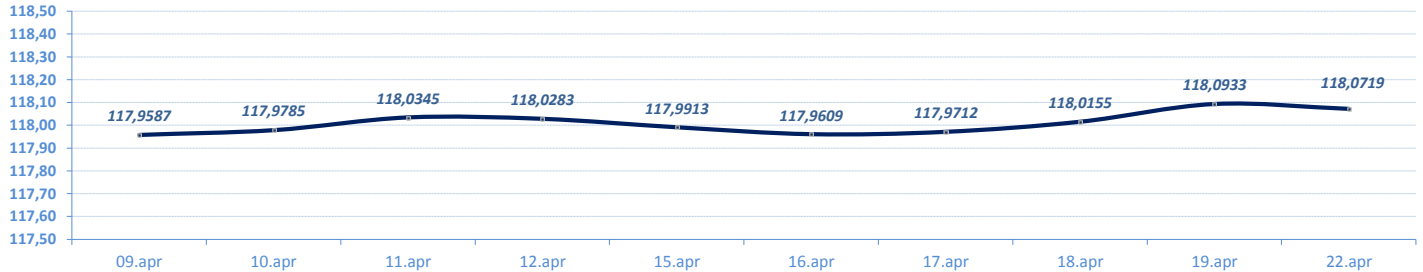
VESTI / NEWS

► **SREDNJI KURS EUR/RSD**: Dinar neznatno ojačao u odnosu na evro za 0,0214 dinara, srednji kurs **118,0719**. Obim međubankarske trgovine evrom na dan 19. april do 12:30h iznosio je 9,7 miliona evra. NBS nije intervenisala na međubankarskom tržištu (od početka godine ukupno prodala 130 miliona evra i kupila 215 miliona evra).

► **BEOGRADSKA BERZA**: Indeksi zabeležili različite vrednosti, BELEX15 viši za 0,19 odsto, BELEXline manji za 0,24 odsto. Promet **manji** u odnosu na prethodni dan, na regulisanom tržištu najviše trgovano akcijama NIS-a, Aerodroma Nikola Tesla, Galenika Fitofarmacije, Messer Tehnogasa i Impola Sevojno.

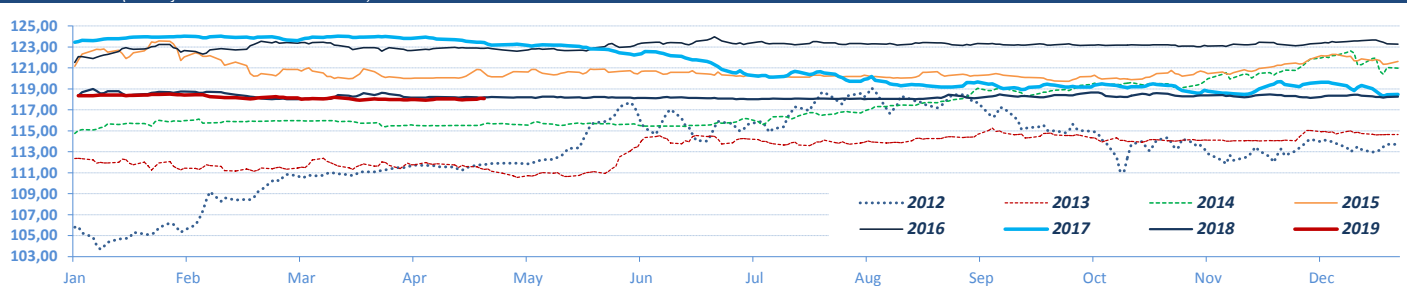
DEVIZNO TRŽIŠTE / FX MARKET

EUR / RSD (Srednji kurs / Official Middle Rate) ► 10 dana / 10 days

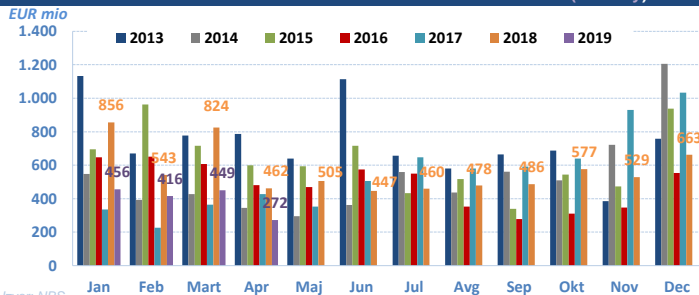


Izvor/Source: NBS

EUR / RSD (Srednji kurs/ Official middle rate) ► Jan -

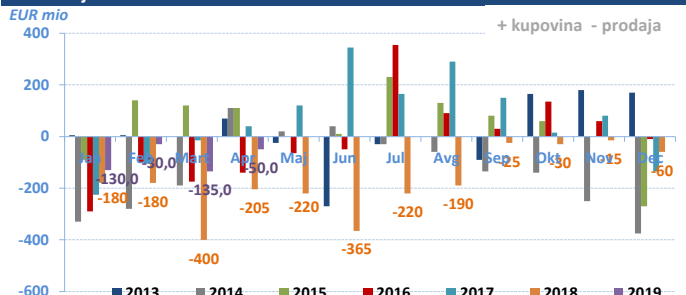


Promet na međubankarskom tržištu / Volumes on FX Interbank market (eur only)

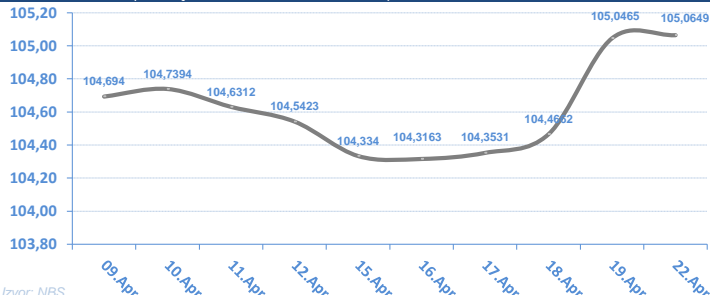


Izvor: NBS

Intervencije NBS na deviznom tržištu / NBS Interventions on FX interbank market

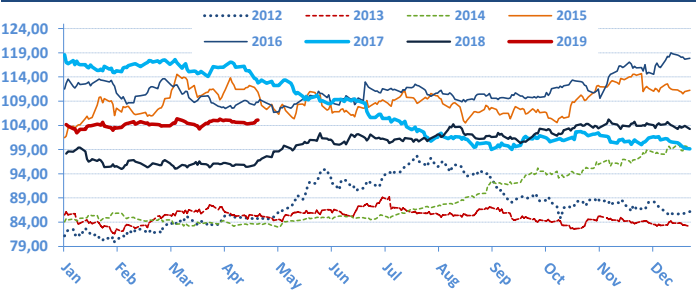


USD / RSD (Srednji kurs / Official middle rate) ► 10 dana / 10 days



Izvor: NBS

USD / RSD (Srednji kurs / Official middle rate) ► Jan -



Monthly change	EUR/RSD	%	USD/RSD	%	Yearly change	EUR/RSD	%	USD/RSD	%
01.04.19	117,9759	-0,13%	104,9794	1,06%	22.04.19	118,0719	-0,23%	105,0649	7,06%
01.03.19	118,1291	-0,25%	103,8772	0,32%	03.01.19	118,3439	0,00%	104,1851	6,16%
01.02.19	118,4266	0,07%	103,5469	-0,61%	03.01.18	118,3431	-4,14%	98,1367	-17,25%
03.01.19	118,3439	0,10%	104,1851	0,14%	04.01.17	123,4512	1,59%	118,6004	6,34%
03.12.18	118,2313	-0,06%	104,0402	-0,27%	04.01.16	121,5145	0,30%	111,5324	9,90%
01.11.18	118,2984	-0,07%	104,3196	2,19%	05.01.15	121,1543	5,58%	101,4863	20,72%
01.10.18	118,3868	0,19%	102,0840	0,29%	03.01.14	114,7559	2,14%	84,0641	-1,67%
03.09.18	118,1567	0,08%	101,7890	0,71%	03.01.13	112,3495	6,20%	85,4889	5,32%
01.08.18	118,0618	0,04%	101,0717	-0,27%	04.01.12	105,7880	-0,21%	81,1693	2,16%
02.07.18	118,0142	-0,12%	101,3432	0,06%	04.01.11	106,0156	10,47%	79,4541	18,48%
01.06.18	118,1616	-0,02%	101,2785	2,74%	04.01.10	95,9679	7,17%	67,0635	4,25%
03.05.18	118,1901	-0,04%	98,5821	-1,41%	05.01.09	89,5436	12,27%	64,3273	18,68%
02.04.18	118,2345		99,9937		03.01.08	79,7577		54,2016	

EUR / USD

► 10 dana / 10 days

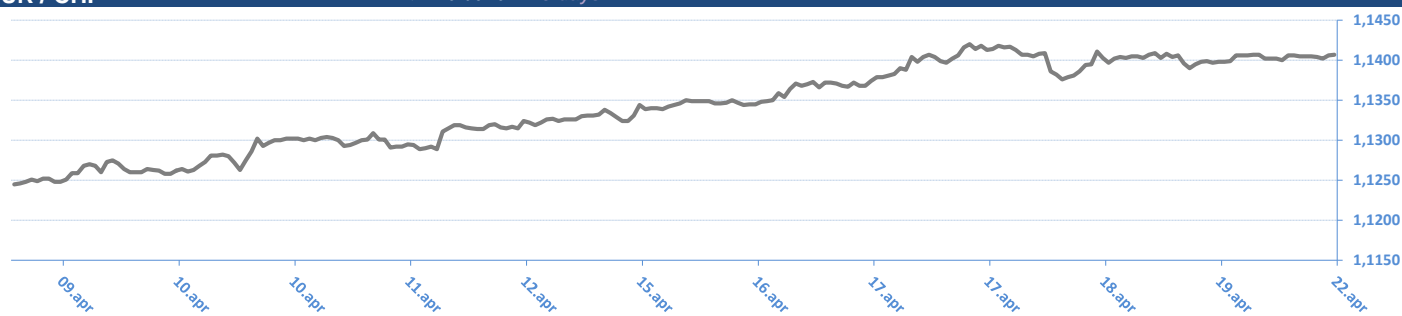


EUR / USD



EUR / CHF

► 10 dana / 10 days



EUR / CHF



Izvor / Source: Reuters

22.04.2019 08:54:05

EUR / XX

Valutni par / CCY pair	Kupovni/BID	Prodajni/ASK
EUR/USD	1,1242	1,1244
EUR/JPY	125,8100	125,8200
EUR/GBP	0,8651	0,8653
EUR/CHF	1,1404	1,1410
EUR/DKK	7,4662	7,4665
EUR/NOK	9,5546	9,5562
EUR/SEK	10,4491	10,4546
EUR/CAD	1,5024	1,5029
EUR/AUD	1,5746	1,5752
EUR/HUF	320,0600	320,4100
EUR/CZK	25,6880	25,6970
EUR/PLN	4,2756	4,2791
EUR/HRK	7,4280	7,4330
EUR/RUB	71,7362	71,8097
EUR/NZD	1,6840	1,6844

USD / XX

Valutni par / CCY pair	Kupovni/BID	Prodajni/ASK
USD/EUR	0,8894	0,8894
USD/JPY	111,9000	111,9100
USD/GBP	0,7694	0,7696
USD/CHF	1,0146	1,0147
USD/DKK	6,6407	6,6413
USD/NOK	8,4984	8,5001
USD/SEK	9,2949	9,2979
USD/CAD	1,3365	1,3366
USD/AUD	1,4008	1,4010
USD/HUF	284,8200	285,0700
USD/CZK	22,8390	22,8690
USD/SKK	21,5460	21,6000
USD/PLN	3,8033	3,8058
USD/HRK	6,6043	6,6105
USD/RUB	63,8187	63,8963
USD/NZD	1,4979	1,4981

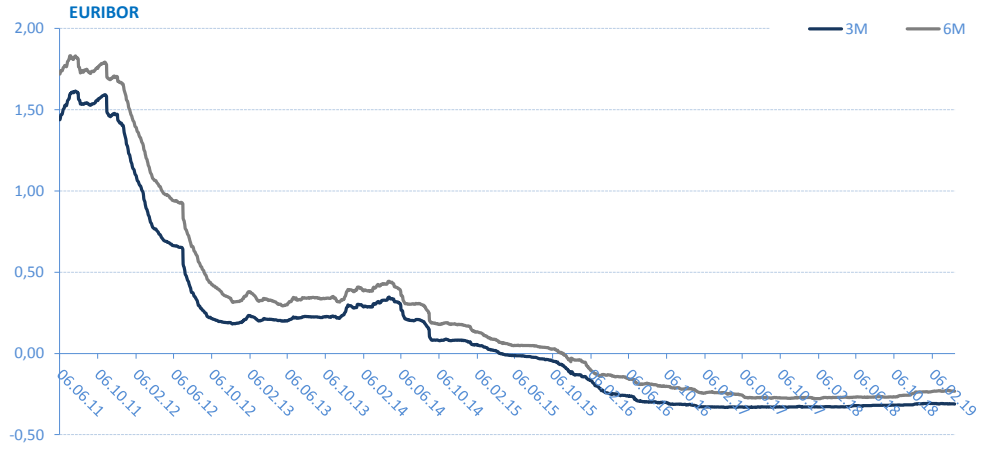
* Međunarodno devizno međubankarsko tržište / International FX Interbank Market

Izvor / Source: Reuters

EURIBOR

SW	-0,378
1M	-0,368
3M	-0,311
6M	-0,232
1Y	-0,112

* Izvor: Reuters; Objavljeno prethodnog radnog dana



Kamatne stope Centralnih Banaka

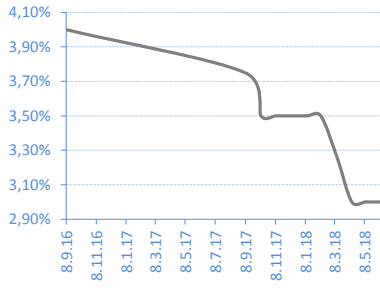
Interest rates of Central banks

CB	Kamatna stopa/Interest rate
USD	2,50
EUR	0,00
GBP	0,75
CAD	1,75
AUD	1,50
JPY	0,10

* Izvor: Reuters; Objavljeno prethodnog radnog dana

REFERENTNA KAMATNA STOPA NBS / NBS Key Policy Rates

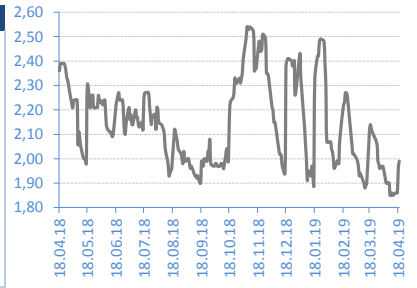
Date	Rate	Change (%)
08.06.18	3,00%	0,00%
10.05.18	3,00%	0,00%
12.04.18	3,00%	-7,69%
14.03.18	3,25%	-7,14%
08.02.18	3,50%	0,00%
11.01.18	3,50%	0,00%
07.12.17	3,50%	0,00%
09.11.17	3,50%	0,00%
09.10.17	3,50%	-6,67%
07.09.17	3,75%	



* Izvor/Source : NBS

BEONIA

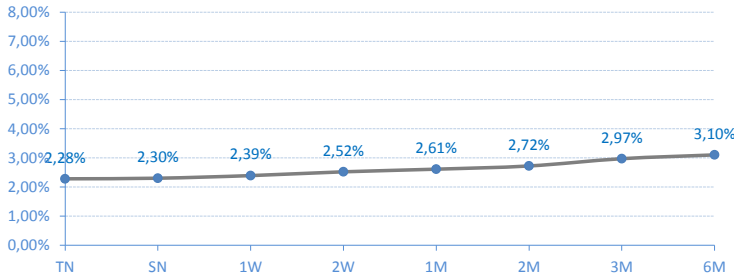
Date	Rate	Change (%)
19.04.19	1,99%	1,53%
18.04.19	1,96%	5,38%
17.04.19	1,86%	0,00%
16.04.19	1,86%	0,00%
15.04.19	1,86%	0,54%
12.04.19	1,85%	-0,54%
11.04.19	1,86%	0,54%
10.04.19	1,85%	0,00%
09.04.19	1,85%	-2,63%
08.04.19	1,90%	



* Izvor/Source : Reuters; Objavljeno prethodnog radnog dana / Published on previous working day

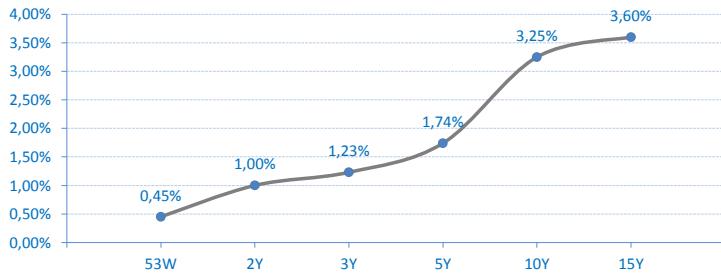
Kamatne stope/Prinos na tržištu / Market Interest Rates

Belibor



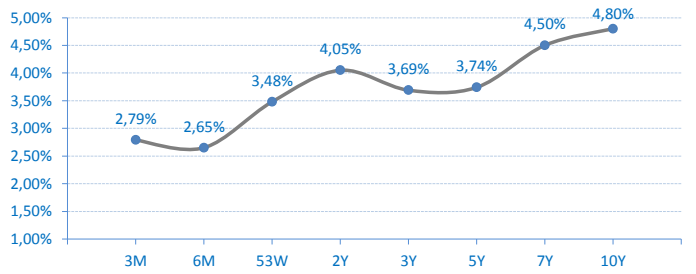
Državne HOV Republike Srbije u Evrima - prinosi sa poslednje aukcije

Government bonds (EUR) of Republic of Serbia - yield on last primary auction



Državne HOV Republike Srbije u Dinarima - prinosi sa poslednje aukcije

Government bonds (RSD) of Republic of Serbia - yield on last primary auction



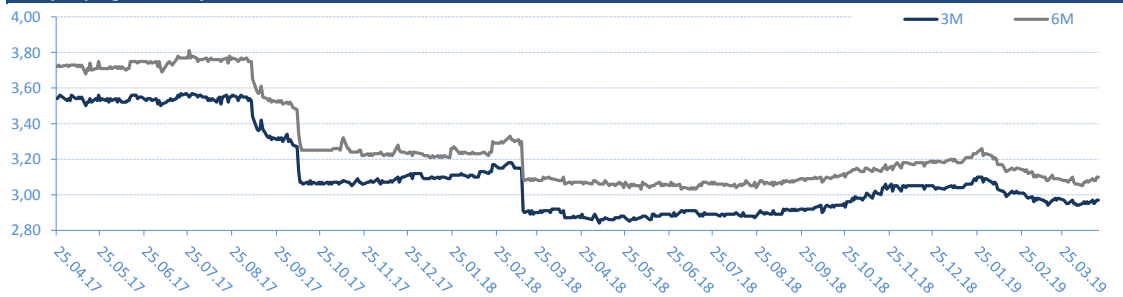
BELIBOR

Trenutne stope / Current rates

TN	2,28%
SN	2,30%
1W	2,39%
2W	2,52%
1M	2,61%
2M	2,72%
3M	2,97%
6M	3,10%

* Izvor/Source : Reuters; Objavljeno prethodnog radnog dana / Published on previous working day

Istorijski pregled kretanja 6M i 3M Belibor-a / Historical overview of 6M and 3M Belibor rates



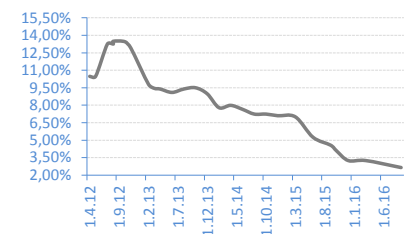
T-BILLS 3M - RSD

Date	Rate	Realisation
14.01.16	2,79%	100,00%
05.11.15	2,94%	100,00%
15.10.15	3,00%	92,18%
06.08.15	4,40%	96,26%
16.07.15	4,79%	98,47%
07.05.15	5,63%	92,92%
16.04.15	6,45%	100,00%
05.02.15	6,95%	45,05%



T-BILLS 6M - RSD

Date	Rate	Realisation
01.09.16	2,65%	23,03%
03.03.16	3,25%	96,46%
03.12.15	3,25%	97,22%
08.10.15	4,09%	100,00%
03.09.15	4,57%	87,90%
04.06.15	5,25%	93,30%
05.03.15	7,00%	21,33%
04.12.14	7,10%	100,00%



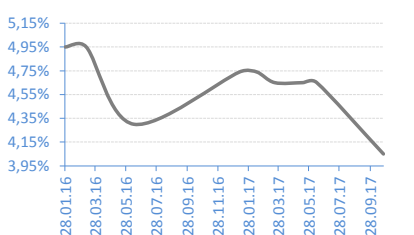
T-BILLS 53W - RSD

Date	Rate	Realisation
06.02.17	3,48%	17,91%
21.12.16	3,49%	32,22%
15.11.16	3,57%	45,64%
28.09.16	3,58%	52,92%
27.07.16	3,59%	49,07%
07.06.16	4,01%	78,06%
15.03.16	4,01%	16,73%
02.02.16	4,09%	63,42%



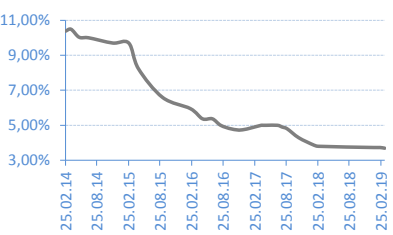
G-BONDS 2Y - RSD

Date	Rate	Realisation
24.10.17	4,05%	116,30%
13.06.17	4,65%	51,56%
16.05.17	4,65%	43,95%
21.03.17	4,65%	100,00%
13.02.17	4,74%	78,80%
10.01.17	4,74%	23,25%
13.06.16	4,30%	95,67%
10.03.16	4,95%	56,41%



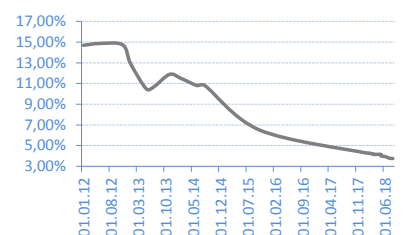
G-BONDS 3Y - RSD

Date	Rate	Realisation
19.03.19	3,69%	112,71%
20.02.19	3,73%	120,53%
15.01.19	3,73%	60,94%
28.02.18	3,80%	100,00%
30.01.18	3,88%	34,77%
06.11.17	4,29%	97,97%
31.08.17	4,80%	100,00%
02.08.17	4,90%	81,63%



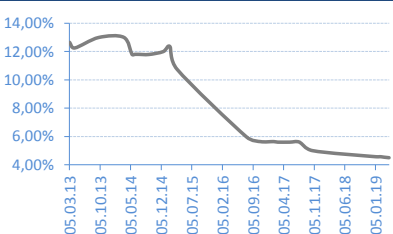
G-BONDS 5Y - RSD

Date	Rate	Realisation
11.09.18	3,74%	98,60%
14.08.18	3,75%	65,62%
17.07.18	3,80%	40,58%
05.06.18	3,95%	35,67%
22.05.18	3,99%	26,18%
08.05.18	4,15%	97,00%
24.04.18	4,15%	52,31%
10.04.18	4,15%	32,63%



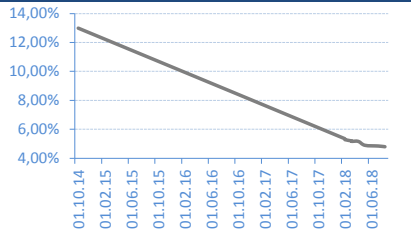
G-BONDS 7Y - RSD

Date	Rate	Realisation
10.04.19	4,50%	82,41%
05.03.19	4,54%	58,46%
12.02.19	4,57%	34,68%
30.01.19	4,57%	30,41%
09.01.19	4,57%	52,59%
23.10.17	5,00%	100,00%
25.07.17	5,60%	37,14%
17.05.17	5,60%	43,41%



G-BONDS 10Y - RSD

Date	Rate	Realisation
07.08.18	4,80%	26,87%
10.07.18	4,85%	36,97%
15.05.18	4,90%	96,72%
03.04.18	5,17%	26,55%
20.03.18	5,17%	83,61%
06.03.18	5,20%	203,57%



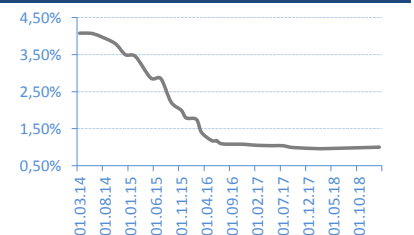
T-BILLS 53W - EUR

Date	Rate	Realisation
21.05.18	0,45%	100,00%
18.01.18	0,47%	98,00%
05.12.17	0,48%	100,00%
30.08.17	0,55%	50,00%
15.05.17	0,70%	91,30%
20.03.17	0,74%	60,00%
12.01.17	0,78%	46,20%
29.11.16	0,78%	100,00%



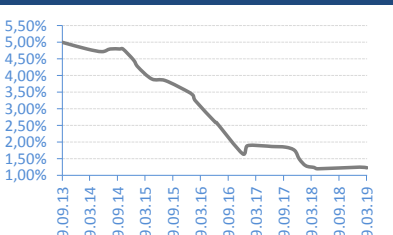
G-BONDS 2Y - EUR

Date	Rate	Realisation
19.02.19	1,00%	142,00%
22.03.18	0,96%	25,62%
01.02.18	0,96%	52,00%
14.09.17	0,99%	53,60%
12.07.17	1,04%	16,80%
23.05.17	1,04%	99,00%
14.02.17	1,05%	95,35%
06.12.16	1,07%	66,00%



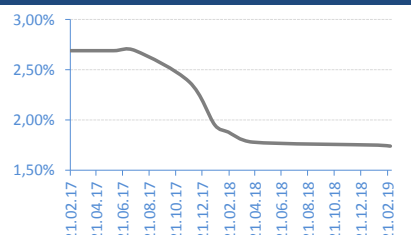
G-BONDS 3Y - EUR

Date	Rate	Realisation
12.03.19	1,23%	50,04%
23.01.19	1,25%	32,10%
20.04.18	1,20%	35,96%
28.03.18	1,24%	99,29%
02.02.18	1,29%	100,00%
21.12.17	1,49%	100,00%
20.11.17	1,75%	49,70%
21.09.17	1,85%	100,00%



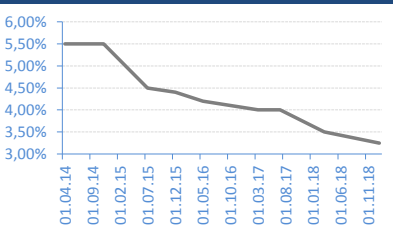
G-BONDS 5Y - EUR

Date	Rate	Realisation
27.02.19	1,74%	37,84%
29.01.19	1,75%	41,25%
16.04.18	1,78%	52,41%
19.02.18	1,88%	79,99%
19.01.18	1,95%	80,28%
21.11.17	2,38%	100,00%
20.07.17	2,69%	100,00%
31.05.17	2,69%	100,00%



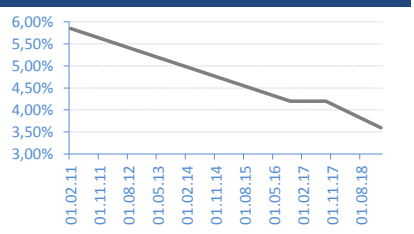
G-BONDS 10Y - EUR

Date	Rate	Realisation
16.01.19	3,25%	139,40%
26.03.18	3,50%	86,85%
13.07.17	4,00%	42,95%
15.03.17	4,00%	65,60%
25.05.16	4,20%	96,00%
04.12.15	4,40%	100,00%
28.07.15	4,50%	76,77%
19.11.14	5,50%	100,00%



G-BONDS 15Y - EUR

Date	Rate	Realisation
06.02.19	3,60%	100,00%
06.09.17	4,20%	70,13%
19.10.16	4,20%	100,00%



AKCIJE / Shares - REGULISANO TRŽIŠTE / REGULATED MARKET

Najtrgovanije HOV / Most Active

	Symbol	Closing price	% Change	Open	Max	Min	No of Trades	Volume	Volume RSD
Galenika Fitofarmacija a.d. Zemun	FITO	2.997	1,59%	2.951	3.000	2.950	8	1.060	3.177.025
NIS a.d. Novi Sad	NIIS	746	0,00%	734	746	734	107	3.290	2.452.484
Messer Tehnogas a.d. Beograd	TGAS	11.700	0,01%	11.700	11.700	11.700	4	140	1.638.000
Aerodrom Nikola Tesla a.d. Beograd	AERO	834	0,24%	803	839	803	57	1.467	1.223.772
Impol Seval a.d. Sevojno	IMPL	3.257	2,61%	3.161	3.301	3.160	5	161	524.385

Dobitnici / Gainers

	Symbol	Closing price	% Change	Open	Max	Min	No of Trades	Volume	Volume RSD
Globos osiguranje a.d. Beograd	GLOS	260	29,35%	260	260	260	1	125	32.500
Progres u restrukturiranju a.d. Beograd	PRGS	18	20,00%	18	18	18	2	500	9.000
Valjaonica bakra Sevojno a.d. Sevojno	VBSE	1.400	11,91%	1.251	1.400	1.251	3	44	59.514
Komercijalna banka a.d. Beograd	KMBNPB	1.189	6,83%	1.189	1.190	1.189	2	11	13.081
Impol Seval a.d. Sevojno	IMPL	3.257	2,61%	3.161	3.301	3.160	5	161	524.385

Gubitnici / Decliners

	Symbol	Closing price	% Change	Open	Max	Min	No of Trades	Volume	Volume RSD
Lasta a.d. Beograd	LSTA	601	-16,53%	601	601	601	4	122	73.322
Energoprojekt holding a.d. Beograd	ENHL	690	-8,97%	758	758	690	6	102	70.516
Philip Morris Operations a.d. Nis	DINNPB	3.420	-1,81%	3.420	3.420	3.420	1	20	68.400

AKCIJE / SHARES - MTP

Najtrgovanije HOV / Most Active

	Symbol	Closing price	% Change	Bid (Volume)	Ask (Volume)	No of Trades	Volume	Volume RSD
Ikarbus a.d. Beograd	IKRB	59	-14,49%	75	52	59	33	1.290
Venac a.d. Pecinci	VNAC	350	0,00%	350	350	350	4	350
Vital a.d. Vrbas	VITL	690	0,00%	690	690	690	2	320
Stoteks a.d. Novi Sad	STOTN	200	0,00%	200	200	200	2	100
Luka Leget a.d. Sremska Mitrovica	LKLG	800	-11,11%	800	800	800	1	100

Dobitnici / Gainers

	Symbol	Closing price	% Change	Bid (Volume)	Ask (Volume)	No of Trades	Volume	Volume RSD
Utva silosi a.d. Kovin	UTSI	1.500	25,00%	1500	1500	1500	1	10
Preduzece za puteve Valjevo a.d. Valjevo	PPVA	1.148	10,38%	1180	1100	1148	2	25

Gubitnici / Decliners

	Symbol	Closing price	% Change	Bid (Volume)	Ask (Volume)	No of Trades	Volume	Volume RSD
Ikarbus a.d. Beograd	IKRB	59	-14,49%	75	52	59	33	1.290
Luka Leget a.d. Sremska Mitrovica	LKLG	800	-11,11%	800	800	800	1	100

Kontakti / Contacts:

Srdan Tomašević

srdjan.tomasevic@erstebank.rs
Trgovanje / Trading
011/220 9116

Aleksandar Zarić

aleksandar.zaric@erstebank.rs
Prodaja / Sales
011/220 9198

Aleksandra Parčetić

aleksandra.parcetic@erstebank.rs
Brokersko poslovanje / Brokerage
011/220 9159

Vladimir Vulević

vladimir.vulevic@erstebank.rs
Podrška i Razvoj / Support and Development
011 / 201 50 50

Nenad Đurović

nenad.djurovic@erstebank.rs
Trgovanje / Trading
011/ 220 9115

Dušan Stević

dusan.stevic@erstebank.rs
Prodaja / Sales
011/220 9118

Danijela Stojanović

danijela.stojanovic@erstebank.rs
Prodaja / Sales
011/ 220 9132

Marija Đorđević

marija.djordjevic@erstebank.rs
Brokersko poslovanje / Brokerage
011/220 9110

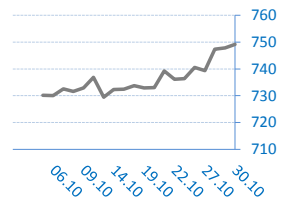
Izveštaj sačinio / Prepared by: Sektor sredstava / Treasury division

Informacije i cene iz ovog pregleda dobijene su iz izvora za koje verujemo da su pouzdani ali ne garantujemo njihovu tačnost i potpunost. Navedene informacije su važeće samo u trenutku njihovog sastavljanja a objavljuju se u ciju opšteg informisanja, pri čemu ne predstavljaju bilo kakav oblik investicionog saveta niti preporuke za investiranje niti na bilo koji način obavezuju Erste Bank ad Novi Sad u pogledu odgovornosti za štetu nastalu upotrebom informacija iz ovog pregleda.

The information and prices in this review are obtained from sources that we believe are reliable, but we do not guarantee their accuracy and completeness. The mentioned information is valid only at the time of their compilation and are published in the general information, whereby they do not represent any form of investment advice or recommendations for investing or in any way obligate Erste Bank ad Novi Sad in respect of liability for damages arising from the use of information referred to in of this review.

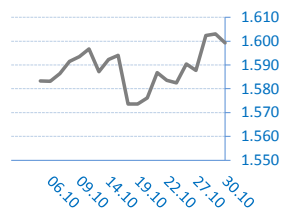
BELEX15

Vrednost / Value	749,18
Promena / Change	1,39
%	0,19%



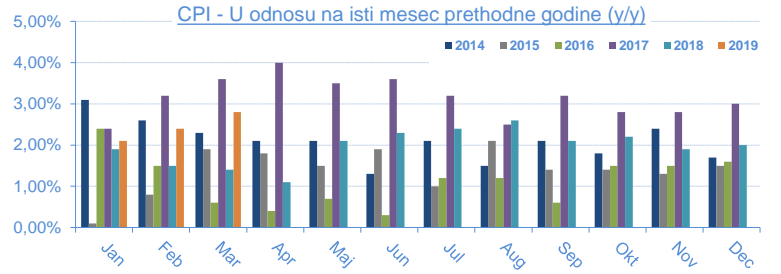
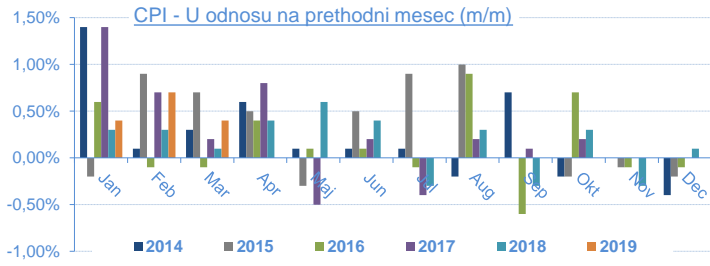
BELEXline

Vrednost / Value	1.599,27
Promena / Change	-3,79
%	-0,24%



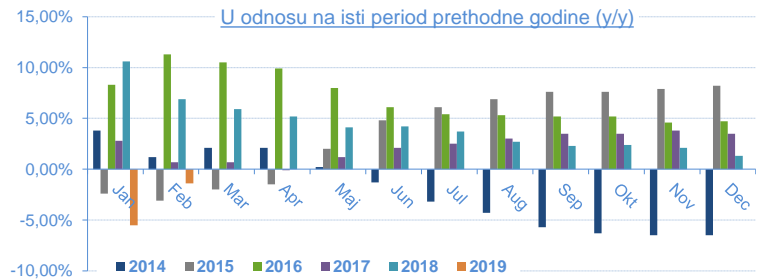
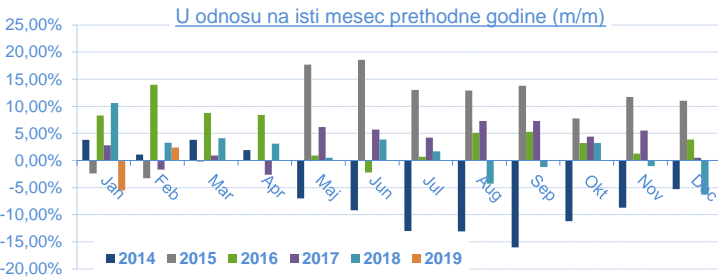
Indeks potrošačkih cena (Consumer Price Index - CPI) / 2018

	Jan	Feb	Mar	Apr	Maj	Jun	Jul	Aug	Sep	Okt	Nov	Dec
U odnosu na prethodni mesec (m/m)	0,40%	0,70%	0,40%									
U odnosu na isti mesec 2018. (y/y)	2,10%	2,40%	2,80%									
U odnosu na decembar 2018.		1,10%	1,50%									
Datum objavljivanja / Published date	22.02.19	12.03.19	12.04.19									



INDUSTRIJSKA PROIZVODNJA / Industrial production / 2019

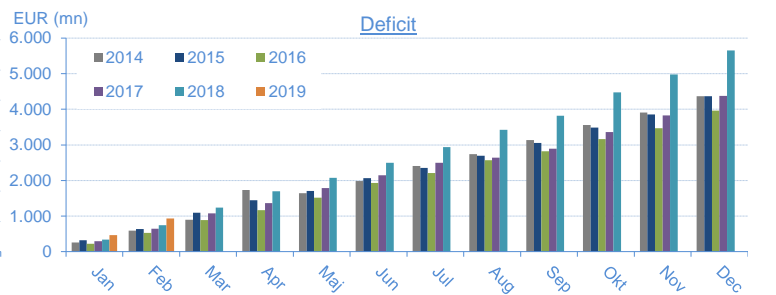
	Jan	Feb	Mar	Apr	Maj	Jun	Jul	Aug	Sep	Okt	Nov	Dec
U odnosu na isti mesec 2018 (m/m)	-5,50%	2,40%										
U odnosu na isti period 2018 (jan-...) (y/y)	-5,50%	-1,40%										
U odnosu na prosek 2018	-12,20%	-7,40%										
Datum objavljivanja / Published date	28.02.19	29.03.19										



SPOLJNOTRGOVINSKA ROBNA RAZMENA / External Trade / 2019

* u eur mln

Mesec/Month	Jan	Feb	Mar	Apr	Maj	Jun	Jul	Aug	Sep	Okt	Nov	Dec
Ukupna spoljnotrg.razmena (Jan-...) / Total	2.840,40	6.015,80										
Promena / Yearly change	7,80%	9,80%										
Vrednost izvoza (Jan-...) / Export	1.186,90	2.539,90										
Promena / Yearly change	3,00%	7,10%										
Vrednost uvoza (Jan-...) / Import	1.653,50	3.475,90										
Promena / Yearly change	11,50%	11,70%										
Deficit (jan-...)	466,70	936,00										
Promena / Yearly change	40,90%	26,50%										
Pokrivenost uvoza izvozom (Export/Import ratio)	71,80%	73,10%										
Datum objavljivanja / Published date	12.03.19	29.03.19										



BUDŽETSKI BALANS / Budget balance

* u rsd mln

Budžetski balans u 2018.	32.183,97
January 2019	23.620,61
February 2019	-1.429,81
March 2019	
April 2019	
May 2019	
June 2019	
July 2019	
August 2019	
September 2019	
October 2019	
November 2019	
December 2019	
Budžetski balans u 2019. / Total 2019	22.190,80
Planirani deficit u 2019. / Planned	-3.344,12
Ostvarenje plana / Realisation	
Datum ažuriranja / Published date	04.04.19

